


An Unfertilized No BS Look At What It Takes To Run Campground And Rv Park

Are you thinking about starting a campground or RV park? If so, you're in for a lot of hard work and long hours. But it can also be a very rewarding experience. To help you get started, here's an unfertilized look at what it takes to run a successful campground or RV park.

1. Do your research

The first step is to do your research. This includes learning about the different types of campgrounds and RV parks, the costs involved, and the regulations that you'll need to follow. You should also research the market in your area to see if there is a demand for a new campground or RV park.



Renting Dirt: An Unfertilized (no BS) Look at What it Takes to Run a Campground and RV Park by Andy Zipser

★★★★☆ 4.1 out of 5

Language : English
File size : 659 KB
Text-to-Speech : Enabled
Screen Reader : Supported
Enhanced typesetting : Enabled
Word Wise : Enabled
Print length : 134 pages



2. Find the right location

The location of your campground or RV park is critical. You'll want to choose a site that is accessible to your target market and that has the amenities that you want to offer. You'll also need to make sure that the site is large enough to accommodate your desired number of campsites.

3. Develop a business plan

Once you have a good understanding of the campground or RV park business, you'll need to develop a business plan. This plan should outline your goals, objectives, and strategies for running your business. It should also include a financial plan that projects your revenue and expenses.

4. Get the necessary permits and licenses

Before you can open your campground or RV park, you'll need to obtain the necessary permits and licenses. These requirements vary from state to state, so you'll need to check with your local authorities to find out what is required in your area.

5. Build your campground or RV park

Once you have all of the necessary permits and licenses, you can start building your campground or RV park. This process can be complex and time-consuming, so it's important to plan carefully and hire qualified contractors.

6. Market your campground or RV park

Once your campground or RV park is built, you'll need to market it to potential customers. This can be done through a variety of channels, such as online advertising, social media, and print advertising.

7. Manage your campground or RV park

Once your campground or RV park is open, you'll need to manage it on a day-to-day basis. This includes tasks such as maintaining the grounds, cleaning the restrooms, and collecting fees from campers. You'll also need to be prepared to deal with any problems that may arise, such as noise complaints or guest disputes.

Running a campground or RV park can be a lot of work, but it can also be a very rewarding experience. By following the tips in this article, you can increase your chances of success.

Additional Resources


- [The Campground Owners Association](#)
- [The National Association of RV Parks and Campgrounds](#)
- [The RV Industry Association](#)

Renting Dirt: An Unfertilized (no BS) Look at What it Takes to Run a Campground and RV Park by Andy Zipser

★★★★☆ 4.1 out of 5

Language : English

File size : 659 KB




Text-to-Speech : Enabled
Screen Reader : Supported
Enhanced typesetting : Enabled
Word Wise : Enabled
Print length : 134 pages



Compilation of Short Stories on Mental Illness and Ways to Handle Them

Mental illness is a serious issue that affects millions of people around the world. It can be a debilitating condition that can make it difficult to live a normal life....



The Practical Guide to Raising Courageous and Characterful Sons

As parents, we all want our sons to grow up to be good men. We want them to be kind, compassionate, and brave. We want them to stand up for what they...