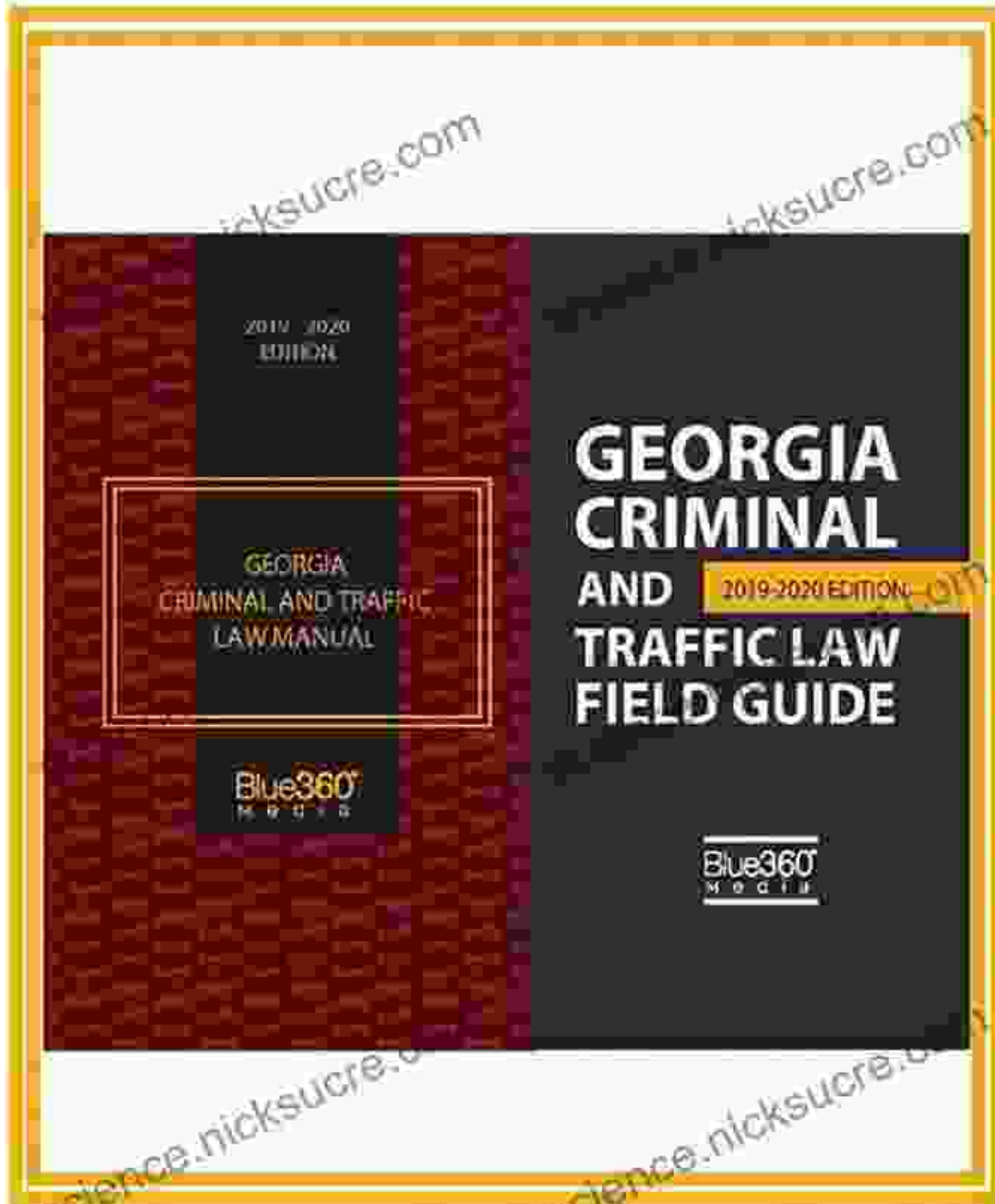


The Ultimate Study Guide to Ace the Georgia Permit Test: Comprehensive 250-Question Preparation

Obtaining a driver's permit is a crucial milestone in one's journey towards independent mobility. Georgia, like many other states, requires prospective drivers to pass a written permit test to demonstrate their knowledge of traffic laws and safe driving practices. To help aspiring motorists prepare effectively, we have compiled an exhaustive study guide featuring 250 questions that mirror the actual Georgia Permit Test.

Chapter 1: Georgia Traffic Laws and Regulations



GEORGIA PRACTICAL HANDBOOK FOR NEW DRIVERS : The study guide to prepare for the Georgia permit test with 250 questions and answers. by Dave Heller

★★★★☆ 4 out of 5

Language : English
File size : 828 KB
Text-to-Speech : Enabled
Screen Reader : Supported

Enhanced typesetting : Enabled
Word Wise : Enabled
Print length : 76 pages
Lending : Enabled



This chapter covers the essential laws and regulations governing traffic in Georgia. It delves into topics such as:

* Speed limits and traffic signs * Right-of-way rules * Vehicle codes and equipment requirements * DUI and other traffic violations * Penalties and consequences

Chapter 2: Safe Driving Practices

9 top tips for defensive driving

1 Managing the space around your vehicle



3 Maintaining awareness of other road users



4 Information gathering



5 Effective use of your mirrors



6 Using good communication, including signals



7 Expecting the unexpected



8 Staying alert and aware



9 Abiding by traffic rules and laws



ROSPA

accidents don't have to happen

Call: +44(0)121 248 2233


Email: enquiries@rospa.com

Visit: www.rospa.com

This chapter emphasizes the safe driving habits that help prevent accidents and protect lives. Key concepts include:

* Basic vehicle operations * Defensive driving techniques * Road hazards and weather conditions * Distracted driving and impaired driving * Sharing the road with pedestrians and cyclists

Chapter 3: Road Signs and Signals



A comprehensive understanding of road signs and signals is essential for safe navigation. This chapter covers:









- * Different types of signs and their meanings
- * Traffic signals and their indications
- * Pavement markings and their significance
- * Railroad crossings and school zone signs
- * Special event signs and emergency notifications

Chapter 4: Practice Test Questions

FREE DMV TEST

U.S. Road Signs

What do the signs mean? Mark the correct checkbox.

		
<p>This lane is used for:</p> <input type="checkbox"/> Left turns only <input type="checkbox"/> Left and right turns <input type="checkbox"/> Reversible traffic <input type="checkbox"/> Carpooling	<p>You should expect:</p> <input type="checkbox"/> A winding highway <input type="checkbox"/> A slippery pavement <input type="checkbox"/> Two sharp turns <input type="checkbox"/> A detour	<p>You may proceed in this direction:</p> <input type="checkbox"/> If keeping left <input type="checkbox"/> If using the shoulder <input type="checkbox"/> If driving slowly <input type="checkbox"/> Under no circumstances
		
<input type="checkbox"/> Merge right <input type="checkbox"/> Right turns only <input type="checkbox"/> Keep right <input type="checkbox"/> Added lane	<input type="checkbox"/> Low underpass <input type="checkbox"/> Narrow bridge <input type="checkbox"/> One lane bridge <input type="checkbox"/> Bicycle crossing	<input type="checkbox"/> Sharp turn <input type="checkbox"/> Reduction of lanes <input type="checkbox"/> Two-way traffic <input type="checkbox"/> Side road on right
		
<p>This sign means:</p> <input type="checkbox"/> Work zone ahead <input type="checkbox"/> Shoulder drop-off <input type="checkbox"/> Wrong way <input type="checkbox"/> Pavement changes	<p>Traffic in right lane:</p> <input type="checkbox"/> Can go left or straight <input type="checkbox"/> Must turn left <input type="checkbox"/> Can go right or straight <input type="checkbox"/> Must go straight	<p>You should:</p> <input type="checkbox"/> Be prepared to stop <input type="checkbox"/> Expect a traffic signal <input type="checkbox"/> Keep left <input type="checkbox"/> Stop immediately

This chapter provides 250 practice questions that closely resemble those on the actual Georgia Permit Test. Each question is categorized by chapter topic and includes detailed explanations. By meticulously reviewing these questions, aspiring drivers can gauge their knowledge and identify areas for improvement.

Chapter 5: Test-Taking Strategies and Tips

The advertisement features a logo for 'driving tests' in the top left. The main heading is 'Georgia driver's license practice test' in large, bold black font. Below it, a sub-heading reads 'Exam-like questions. Perfect for first-time applicants, license renewals, seniors, and newcomers.' At the bottom left, there are two buttons: 'Learner's Permit' and 'Driver's License'. On the right side, there is a sample Georgia Driver's License with a photo of a man and various fields filled with text. At the bottom right, there are three small circular icons and a badge that says '95.2%' next to the text 'Industry leading pass rate'.

In this final chapter, we share valuable test-taking strategies and tips to help students approach the Permit Test with confidence. Topics covered include:

- * Time management and pacing
- * Question comprehension and elimination
- * Guessing techniques and common pitfalls
- * Relaxation techniques and stress management

Features of the Study Guide

- * **Comprehensive Coverage:** The study guide covers all essential topics tested on the Georgia Permit Test.
- * **250 Practice Questions:** Numerous practice questions provide ample opportunity for self-assessment and practice.
- * **Detailed Explanations:** Clear explanations accompany each practice question, reinforcing concepts and preventing confusion.
- * **Chapter Organization:** The guide is organized into chapters based on

topics, making it easy to navigate and focus on specific areas. * **Mobile Accessibility:** The study guide can be accessed on any device, allowing for convenient practice on the go.

Benefits of Using the Study Guide

* **Increased Confidence:** Thorough preparation with this study guide boosts confidence and reduces test anxiety. * **Improved Comprehension:** Detailed explanations clarify concepts, leading to a deeper understanding of traffic laws and safe driving practices. * **Optimized Score:** By practicing with questions similar to those on the actual test, students can optimize their score. * **Enhanced Safety:** A well-prepared driver is a safe driver, reducing the risk of accidents and protecting lives on Georgia's roads. * **Time and Effort Savings:** The study guide saves countless hours and effort by providing a targeted and effective preparation resource.

The Georgia Permit Test is a crucial step towards obtaining a driver's license and embracing independent mobility. By utilizing our comprehensive study guide featuring 250 practice questions, aspiring drivers can effectively prepare for the exam and demonstrate their knowledge of traffic laws and safe driving practices. Remember, investing in thorough preparation is an investment in a safer and more fulfilling driving experience. Good luck on your test!



GEORGIA PRACTICAL HANDBOOK FOR NEW DRIVERS : The study guide to prepare for the Georgia permit test with 250 questions and answers. by Dave Heller

★★★★☆ 4 out of 5


Language : English
File size : 828 KB
Text-to-Speech : Enabled
Screen Reader : Supported

Enhanced typesetting : Enabled
Word Wise : Enabled
Print length : 76 pages
Lending : Enabled



Compilation of Short Stories on Mental Illness and Ways to Handle Them

Mental illness is a serious issue that affects millions of people around the world. It can be a debilitating condition that can make it difficult to live a normal life....



The Practical Guide to Raising Courageous and Characterful Sons

As parents, we all want our sons to grow up to be good men. We want them to be kind, compassionate, and brave. We want them to stand up for what they...