


Wade and Shoreline Fishing the Potomac River for Smallmouth Bass

The Potomac River is a major tributary of the Chesapeake Bay and is home to a healthy population of smallmouth bass. These fish are known for their aggressive nature and hard-fighting spirit, making them a favorite target of anglers. Wade and shoreline fishing are two of the most effective methods for catching smallmouth bass in the Potomac River.



Wade and Shoreline Fishing the Potomac River for Smallmouth Bass: Chain Bridge to Harpers Ferry (CatchGuide Series Book 1) by Steve Moore

★★★★☆ 4.7 out of 5

Language : English
File size : 437515 KB
Text-to-Speech : Enabled
Screen Reader : Supported
Enhanced typesetting : Enabled
Word Wise : Enabled
Print length : 209 pages
Lending : Enabled



Wade Fishing

Wade fishing is a great way to get up close and personal with the fish. It allows you to cover more water and target specific areas that would be difficult to reach from the shore. When wade fishing, it is important to wear proper footwear and clothing to protect yourself from the elements and sharp objects in the water.

The best time to wade fish for smallmouth bass is during the early morning or evening hours when the fish are most active. Look for areas with current breaks, such as behind rocks or logs, where the fish can ambush prey. Cast your lure or bait upstream and let it drift naturally with the current. Be sure to keep your line tight so you can feel any strikes.

Shoreline Fishing

Shoreline fishing is a good option for anglers who do not have access to a boat or who prefer to stay on dry land. When fishing from the shore, it is important to choose a spot with good visibility and access to the water. Look for areas with structure, such as rocks, logs, or vegetation, where the fish can hide and ambush prey.

The best time to shore fish for smallmouth bass is during the early morning or evening hours when the fish are most active. Cast your lure or bait parallel to the shoreline and let it sink to the bottom. Then, slowly retrieve your lure or bait while bouncing it off the bottom. Be sure to keep your line tight so you can feel any strikes.

Lures and Bait

There are a variety of lures and bait that can be used to catch smallmouth bass in the Potomac River. Some of the most popular lures include crankbaits, spinnerbaits, and jigs. Live bait, such as minnows and crayfish, can also be effective.

When choosing a lure or bait, it is important to consider the water conditions and the type of structure you are fishing. For example, crankbaits are a good choice for fishing deep water and around cover, while spinnerbaits are better for fishing shallow water and open areas.

Techniques


There are a variety of techniques that can be used to catch smallmouth bass in the Potomac River. Some of the most common techniques include casting, trolling, and jigging.

Casting is a simple but effective technique that can be used to cover a lot of water. When casting, it is important to use a lure or bait that is appropriate for the water conditions and the type of structure you are fishing. Cast your lure or bait upstream and let it drift naturally with the current. Be sure to keep your line tight so you can feel any strikes.

Trolling is a good technique for fishing deep water or covering a lot of ground quickly. When trolling, it is important to use a lure or bait that is appropriate for the water conditions and the type of structure you are fishing. Troll your lure or bait behind your boat at a slow and steady speed. Be sure to keep your line tight so you can feel any strikes.

Jigging is a good technique for fishing around structure or in deep water. When jigging, it is important to use a lure or bait that is appropriate for the water conditions and the type of structure you are fishing. Drop your lure or bait to the bottom and then lift it up and down in a jigging motion. Be sure to keep your line tight so you can feel any strikes.

Wade and shoreline fishing are two of the most effective methods for catching smallmouth bass in the Potomac River. By following the tips in this article, you can increase your chances of success. So grab your gear and head to the river today!



Wade and Shoreline Fishing the Potomac River for Smallmouth Bass: Chain Bridge to Harpers Ferry (CatchGuide Series Book 1) by Steve Moore


★★★★☆ 4.7 out of 5

Language	: English
File size	: 437515 KB
Text-to-Speech	: Enabled
Screen Reader	: Supported
Enhanced typesetting	: Enabled
Word Wise	: Enabled
Print length	: 209 pages
Lending	: Enabled



Compilation of Short Stories on Mental Illness and Ways to Handle Them

Mental illness is a serious issue that affects millions of people around the world. It can be a debilitating condition that can make it difficult to live a normal life....



The Practical Guide to Raising Courageous and Characterful Sons

As parents, we all want our sons to grow up to be good men. We want them to be kind, compassionate, and brave. We want them to stand up for what they...

